




# Mineral and Lee Gulch Pedestrian Detour

-  Trail Detours
-  Sidewalk Closure
-  Lee Gulch Trail



**Disclaimer:**  
 These map products and all underlying data were developed for use by the City of Littleton for its internal purposes only, and were not designed or intended for general use by members of the public. The city makes no representation or warranty as to its accuracy, timeliness, or completeness, and in particular, its accuracy in labeling or displaying dimensions, contours, property boundaries, or placement or location of any map features thereon. THE CITY OF LITTLETON MAKES NO WARRANTY OF MERCHANTABILITY OR WARRANTY FOR FITNESS OF USE FOR A PARTICULAR PURPOSE, EXPRESSED OR IMPLIED, WITH RESPECT TO THESE MAP PRODUCTS OR THE UNDERLYING DATA. Any users of these map products, map applications, or data, accepts same AS IS, WITH ALL FAULTS, and assumes all responsibility for the use thereof, and further covenants and agrees to hold the city harmless from and against all damage, loss, or liability arising from any use of this map product, in consideration of the city's having made this information available.